



Photographer

Diploma Programme



www.orangevfx.com/diploma/photographer/

May 2026

Welcome to Seed 4.0


Dear Future Creator,

I'm Richard, and I'm honoured to welcome you to Orange Seed Academy. Our vision has always been to empower African creators to tell world-class stories through digital innovation. Today, that journey takes a massive leap forward with Seed 4.0.

We've upgraded our entire ecosystem to ensure you don't just learn tools, but lead the industry. Through our mission of providing industry-aligned training, you now have access to a streamlined student portal, 1-on-1 expert mentorship, and cutting-edge AI-assisted workflows. Whether you are pursuing a specialised short course or a professional diploma, we are here to bridge the gap between your passion and a high-earning career in the creative economy.

You are no longer just a student; you are part of a community dedicated to mastery and growth. We provide the guidance and the technology—you provide the dedication.

Let's start building your future today.



Richard Oboh

Richard Oboh
CEO and Managing Director
Orange Seed Academy

About Orange Seed Academy



OUR MISSION

To empower 10,000 African digital Creators yearly with world-class training, mentorship, and career opportunities, fostering innovation and excellence in digital content creation.



OUR VISION

To become Africa's premier creative technology academy bridging talent with opportunity

Certification Tiers



Validate your newly acquired skills and advance your career in the digital creative economy with Orange Seed Academy's structured certification programme. We recognise that every creative journey is unique, which is why our flexible tiers are tailored to your specific experience level and professional goals. Whether you are seeking a foundational Certificate of Participation to mark your entry into the field, a Certificate of Completion to confirm your project-readiness, or a comprehensive Diploma to demonstrate full professional mastery, our clear pathway ensures you can confidently showcase your expertise to future employers.



Tier 1: Foundation

Certification Of Participation

Validates attendance and foundational knowledge from basic classroom training. Ideal for beginners.

- ▶ 2+ Weeks Duration
- ▶ Basic Training Required
- ▶ Proof Of Participation
- ▶ Limited Placement
- ▶ Free



Tier 2: Intermediate

Certification Of Completion

Confirms skills and project-readiness after completing mentorship and portfolio development.

- ▶ 2+ Months Duration
- ▶ Mentorship & Showreel Required
- ▶ Moderate Placement Potential
- ▶ Featured on Student Portal
- ▶ N10,000.00 (\$10)



Tier 3: Professional

Diploma

The highest level of certification, signifying full professional readiness across a complete job module.




- ▶ 4 - 6 Months Duration
- ▶ Full Job-Role Module Required
- ▶ 80%+ Placement Rate
- ▶ Direct Trainee Role Eligibility
- ▶ N20,000.00 (\$20)

Programme Overview

The Photographer Diploma is an intensive 4-month programme designed to transform you into a professional visual artist. You will master the technical complexities of professional cinema and still cameras, explore advanced lighting setups, and learn industry-standard workflows for high-end photo editing and retouching.




Photographer

-  **Duration:** 4 Months
-  **Software:** Adobe Photoshop + DSLR Camera + Lighting Gear
-  **Level:** Beginner
-  **Course Brochure:** [Download Link](#)
-  **Goal:** Master the art of visual storytelling through the lens and in post-production, combining technical camera mastery with advanced photo manipulation and AI-assisted editing.

Course Modules & Difficulty Levels

Summary of core modules. For comprehensive week-by-week outlines, please download the separate brochure for each individual course via the links provided.



Cinematography

Step behind the lens. Focus on camera operation, lens selection, 3-point lighting setups, and framing techniques to capture world-class visuals for any production

- ▶ Difficulty Level: Intermediate
- ▶ Duration: 8 Weeks Class
- ▶ Mentorship: 1 Month Free
- ▶ Software: DSLR Camera & Lighting Gear
- ▶ Detailed Course Outline: www.orangevfx.com/training/cinematography-course




Photo Editing

Bring your shots to perfection. Master advanced photo manipulation, professional retouching, and colour correction. You will integrate AI-powered workflows to enhance textures, lighting, and composition in post-production.

- ▶ Difficulty Level: Intermediate
- ▶ Duration: 4 Weeks Class
- ▶ Mentorship: 1 Month Free
- ▶ Software: Adobe Photoshop
- ▶ Detailed Course Outline: www.orangevfx.com/training/photo-editing

Mastering The Sequence: The Overlap Strategy

To get the absolute best out of this diploma, it is crucial to understand how our courses are structured. The programme is a carefully designed sequence, not a collection of random modules.

How The Overlaps Works

Classes typically begin on the first Monday of each month. When you complete the core classroom training for one course, you immediately enter its 1-month mentorship phase. To maintain momentum, you will start the class training for your next course at the same time your previous course's mentorship begins.

Our Recommendation For Success

We recommend treating the Diploma as a full-time programme. To effectively manage the overlap, you will split your day into two learning blocks:

- 👉 **Core Classroom Training:** Attend live classes and tackle fresh assignments for your current course.
- 👉 **Mentorship & Polish:** Focus on 1-on-1 sessions and portfolio refining for your completed course.

Note: The scheduling of these blocks (morning or afternoon) is flexible and coordinated by the Training Manager based on class availability.

Your 4 - Months Timeline

A visual guide to your progression and daily focus.

Timeline	Core Classroom Training	Mentorship & Polish
Month 1	Cinematography (Weeks 1-4)	<i>No Mentorship yet. Focus on Fundamentals</i>
Month 2	Cinematography (Weeks 5-8)	Cinematography Mentorship (Month 1)
Month 3	Photo Editing (Class)	Cinematography Mentorship (Month 2)
Month 4	No new classes	Photo Editing Mentorship + Final Portfolio Compilation & Mentor Review

Month 4 Focus:

Your final month is dedicated entirely to putting your portfolio together. You will compile your polished cinematography projects and high-end photo edits into a professional showreel and portfolio, presenting them for a final review.

Mentorship & Portfolio Polish

Upon concluding the core classroom training for each course—which typically ranges from 2 to 8 weeks—you transition into a dedicated 1 or 2-month free mentorship period (depending on the course) delivered online via Discord. This phase is designed to shift your focus from acquiring new technical tools to applying them at a professional industry standard under expert supervision.

- 👉 **Project Polish & Portfolio Building:** Dedicate this mentorship period to finishing or re-optimising your two required projects for each course. High-quality, polished submissions ensure better scores and a stronger portfolio.
- 👉 **Weekly 1-on-1 Sessions:** You will be assigned a dedicated industry mentor for a personalised 30 to 60-minute guidance session every week to track your progress and refine your project.
- 👉 **Screen Sharing & Open File Reviews:** Present your open project files via live screen sharing for direct mentor critiques and feedback for that specific course.
- 👉 **Live Debugging:** Join dedicated livestreams where instructors actively troubleshoot software settings and resolve your project errors in real-time.
- 👉 **Final Premiere:** Submit your fully rendered images or video sequences for the Virtual Viewing Party to watch and critique final reels with the class.
- 👉 **Certification & Next Steps:** Once you complete the course evaluation and submit all final polished projects, your grading is finalised to unlock your Certificate of Completion and prepare you for the next course in your Diploma sequence.

System Requirements



Operating System: Windows 10/11 (64-bit) or macOS 12.x and above.

Processor (CPU): Minimum: Intel Core i5/Ryzen 5. Recommended: Intel Core i7/Ryzen 7 or higher.

Memory (RAM): Minimum: 8 GB. Recommended: 16 GB to 32 GB.

Graphics Card (GPU): Minimum: 2 GB VRAM (e.g., NVIDIA GTX 1650). Recommended: 6 GB VRAM or higher (NVIDIA RTX series).

Storage: Minimum: 256 GB SSD. Recommended: 512 GB or 1 TB NVMe SSD.

Peripherals: A 3-button mouse with a scroll wheel is strictly required. A digital drawing tablet is highly recommended for nuanced character work.



Next Steps & Career Opportunities

Ready to transform your passion into a career? Top-performing diploma students secure an exclusive 3-month internship at Orange VFX Studios, gaining the real-world, hands-on experience needed to thrive in the global market.

1. Visit our website: orangevfx.com/diploma
2. Book your free consultation
3. Register with your active email
4. Receive welcome package and orientation details
5. Begin your creative journey

Get In Touch



www.orangevfx.com/diploma/photographer



+234-814-771-9409



training@orangevfx.com



Orange Seed Academy
36 Ajose Street, Off Olatilewa Street,
Lawanson, Surulere, Lagos, Nigeria.