



Ae



2D CHARACTER ANIMATION BROCHURE

Course Outline, Class Schedule, Cost & System Requirements

www.orangevfx.com
training@orangevfx.com

Training Centre
+234-814-771-9409

Orange VFX HQ, 1A Raufu Williams Crescent,
Off Adelabu Street, Surulere, Lagos, Nigeria.

16 May 2023

All published prices and syllabi are subject to change without prior notice. In such circumstances where we have to cancel you will be given as much notice as possible and either a free transfer to another course date or a full refund of fees paid. Bookings may be made by online or email or phone. Phone bookings must be confirmed in writing upon request. Please quote purchase order numbers where applicable. Student cancellation must be made in writing and received by Orange VFX Training and may attract additional charges School by the due date. If you do not attend a course, and you have not previously informed us in writing, the full course fee remains payable.

Contents

Section #1. Welcome Letter

Section #2. About the 2D Character Animation Course

Section #3. System Requirements

Section #4. Course Outline

Section #5. Sample Student Work

Section #6. Contact Details

Our mission is to provide a practical and affordable training experience that meets each student's interests, abilities and needs within a robust curricular framework while inspiring creativity.

Welcome to Orange VFX Seed Training

Dear Prospective Student,

Thank you for showing interest or applying for our training courses on 2D Character Animation. You have made the right choice.

Orange is Nigeria's leading provider of 3D animation, motion graphics, training and visual effects services. We create high-quality animation and visual effects services for organisations and businesses looking to enhance their brand image, generate leads, increase customer engagement and stand out in the competitive market.

As our student you will enjoy the benefits of learning from seasoned professionals with lots of experience. We employ a practical hands-on approach to learning. We strive to promote and support student development and organizational effectiveness by providing high-quality educational training.

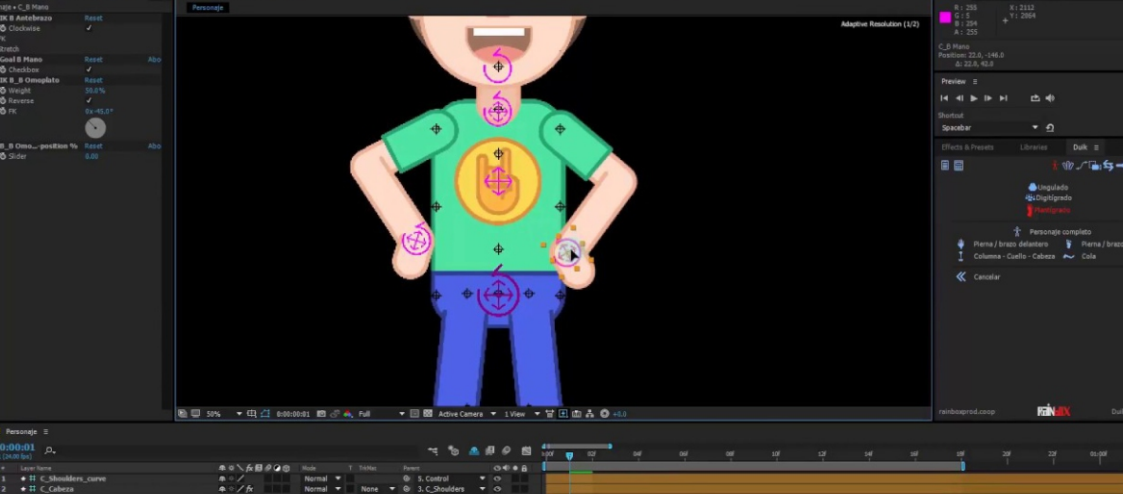
Our courses are practical and designed to meet individual, group or departmental, and institutional needs and objectives. We work hard to enhance individual learning and development as the means for creating a better workplace environment and for building a stronger industry in West Africa.

Once again thank you for choosing Orange. We hope you have an awesome learning experience.

Best regards,

Richard EO

Richard Oboh
Creative Director/CEO



ABOUT

2D CHARACTER ANIMATION COURSE

Get started in 2D character animation in just 4 weeks

This course introduces 2D character animation with After Effects and DUIK plugin. Learn animation fundamentals, rig characters, create frame-by-frame animation, incorporate effects, add sound. Get a month free mentorship after your course ends.

Students are introduced to 3d philosophy and the Maya interface as well as 3D modelling, texturing, lighting, and basic rendering. Skills learnt will be applied in creating simple objects and 3D logos. The course is devoted to instruction and homework, with one-on-one help from the instructor. The final 2 days will be devoted to your personal project.

Who is this course designed for?

This course is designed for beginners with little or no basic knowledge of Maya. This class covers the core concepts, approaches and techniques required for starting a career in 3D animation.

Duration
4 weeks

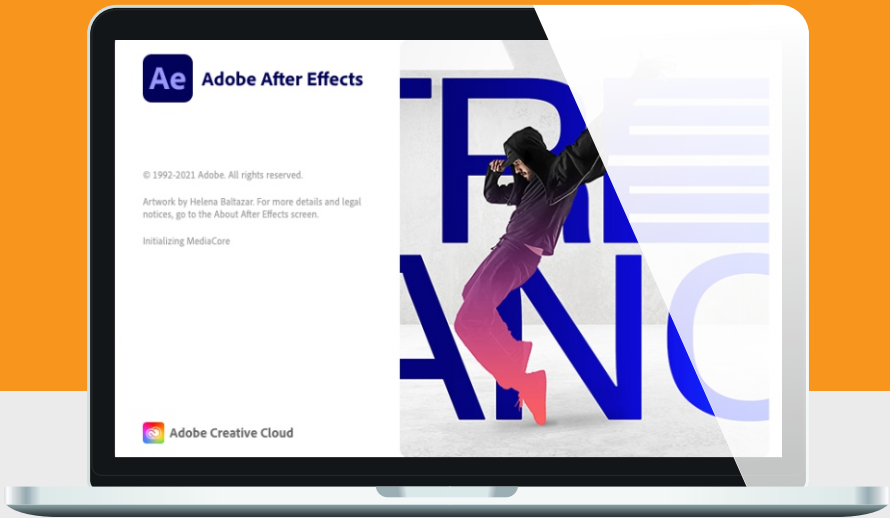
Price
N100,000

Days
Mondays to Fridays

Time
9am-12pm or 1pm-4pm

Study Mode
Weekdays or Weekends

Software
Adobe After Effects



System Requirements

Students should bring their laptops which should meet or exceed the following hardware configurations.

Windows® 8, Windows® 7, Vista or Mac
64-bit Intel or AMD multi-core processor
8 Gb of RAM minimum (16 Gb or higher recommended)
16 GB of free disk space for installation
Qualified hardware-accelerated OpenGL® graphics card
3-button mouse

Other Requirements

Basic knowledge of Windows or Mac OS.

Will I get a certificate at the end of my training?

Students will qualify for a certificate of training only if they pass the assessment exam at the end of the training course. Final score is based on attendance (10%), tests (30%) and a final examination (60%) based on the standard 5-point grading system.

Course Outline

05

CHARACTER RIGGING WITH DUIK

- Preparing the Assets
 - Setting up for Rigging
 - Character Rigging with DUIK
 - Face Rigging with DUIK
 - Rigging the Body with the Puppet Tool
 - Rigging the Mouth and Eyes
 - Finishing the Rig
-

06

CHARACTER ANIMATION IN AFTER EFFECTS

- Character Animation Basics
 - Lip-sync Animation
 - Character Animation Demo Part 1
 - Character Animation Demo Part 2
-

07

PROJECT PIPELINE

- Project Workflow
 - Setup and Animation
 - Delivery
 - Conclusion
-

08

BONUS COURSE

- Animating a Shot
 - Understanding 2.5D
 - Working with Cameras
 - Animating
Polishing
Exporting
-

DUIK 17 (ANGELA)



LET'S START YOUR DREAM

CONTACT

Address

Orange VFX HQ,
1A Raufu Williams Crescent
Surulere, Lagos, Nigeria

Phone

Office: +234.814.771.9409

Web & Mail

Email: training@orangevfx.com

Web: orangevfx.com/training